

HOUSE ENERGY & COMMERCE COMMITTEE

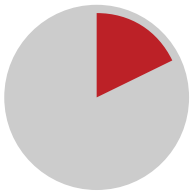
Chair



Rep. Greg Walden
(R-OR)

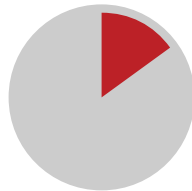
Rep. Walden also donated \$1.8 MILLION

to the NRCC and other House Republicans through his leadership PAC between January 2009 and December 2016



Where did the money come from?
~\$1 OF EVERY \$7

in Rep. Walden's campaign war chest came from communications and electronics sector donors



raised \$11.5 MILLION

for his campaign committee from January 2009 to December 2016



of that, \$2 MILLION

was transferred from his campaign committee to the NRCC



That's ~\$1 OF EVERY \$6

raised between January 2009 and December 2016 that he directly transferred to NRCC



raised \$9.7 MILLION

for his campaign committee from January 2009 to December 2016



of that, \$1 MILLION

was transferred from his campaign committee to the DCCC



That's ~\$1 OF EVERY \$9

raised between January 2009 and December 2016 that he directly transferred to DCCC

Ranking Member



Rep. Frank Pallone
(D-NJ)

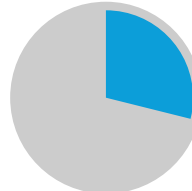
Rep. Pallone also donated \$1 MILLION

to the DCCC and other House Democrats through his leadership PAC between January 2009 and December 2016



Where did the money come from?
~\$3 OF EVERY \$10

in Rep. Pallone's campaign war chest came from health sector donors



Appendix 1.4: House Energy and Commerce Committee

Rep. Greg Walden (R-OR), the current chair of the House Energy and Commerce Committee					
Election cycle	2009-2010	2011-2012	2013-2014	2015-2016	Combined Total, 2009-2016
Position	Member: Energy & Commerce Cmte	Member: Energy & Commerce Cmte	Member: Energy & Commerce Cmte; NRCC Chairman	Member: Energy & Commerce; NRCC Chairman	
Total raised for his campaign committee	\$1,944,720	\$2,736,873	\$3,498,327	\$3,275,202	\$11,455,122
Raised from communications and electronics sector interests	\$192,600	\$480,586	\$481,107	\$544,429	\$1,698,722
Percent raised from communications and electronics sector interests	9.9%	17.6%	13.8%	16.6%	14.8%
Transfers to NRCC from his campaign committee	\$205,088	\$328,088	\$400,000	\$1,070,000	\$2,003,176
Percent of campaign receipts transferred to NRCC	10.6%	12.0%	11.4%	32.7%	17.5%
Additional leadership PAC giving	\$232,350	\$425,100	\$520,000	\$608,400	\$1,785,850
Transfers to NRCC from leadership PAC	\$65,800*	\$30,000	\$22,500	\$105,000*	\$223,300
Contributions to other House GOP candidates from leadership PAC	\$166,550	\$395,100	\$497,500	\$503,400	\$1,562,550
Combined financial aid to NRCC and other House candidates	\$437,438	\$753,188	\$920,000	\$1,678,400	\$3,789,026

Rep. Frank Pallone (D-NJ), the current ranking Democratic member on the House Energy and Commerce Committee					
Election cycle	2009-2010	2011-2012	2013-2014	2015-2016	Combined Total, 2009-2016
Position	Member: Energy & Commerce Cmte and Natural Resources Cmte	Member: Energy & Commerce Cmte and Natural Resources Cmte	Member: Energy & Commerce Cmte and Natural Resources Cmte	Ranking Member: Energy & Commerce Cmte	
Total raised for his campaign committee	\$2,235,780	\$1,868,760	\$3,170,209	\$2,409,149	\$9,683,898
Raised from health sector interests	\$725,076	\$640,061	\$691,722	\$754,326	\$2,811,185
Percent raised from health sector interests	32.4%	34.3%	21.8%	31.3%	29.0%
Transfers to DCCC from his campaign committee	\$220,000	\$220,303	\$270,003	\$315,000*	\$1,025,306
Percent of campaign receipts transferred to DCCC	9.8%	11.8%	8.5%	13.1%	10.6%
Additional leadership PAC giving	\$61,000	\$65,500	\$443,000	\$478,500	\$1,048,000
Transfers to DCCC from leadership PAC	\$30,000	\$30,000	\$30,000	\$210,000*	\$300,000
Contributions to other House Dem candidates from leadership PAC	\$31,000	\$35,500	\$413,000	\$268,500	\$748,000
Combined financial aid to DCCC and other House candidates	\$281,000	\$285,803	\$713,003	\$793,500	\$2,073,306

Methodology:

Unless otherwise noted, all figures are from the Center for Responsive Politics. Issue One analyzed trends related to fundraising for the highest-ranking Democrat and Republican on each A committee, including money raised from top industry supporters and contributions made to other House candidates and the arms of the Democratic and Republican parties focused on aiding House candidates.

The specific sector shown above represents this member of Congress' top financial backer between January 2009 and December 2016, according to the Center for Responsive Politics. The percentage raised from each sector was calculated by dividing the sector-specific fundraising figure by the total fundraising figure. The percentage transferred to the DCCC or NRCC was calculated by dividing the amount transferred by the total fundraising figure.

The additional leadership PAC giving reflects the combined sum of a lawmaker's leadership PAC transfers to the party's House-focused arm, plus leadership PAC funds given directly to other

House candidates as identified by the Center for Responsive Politics. This does not include certain other leadership PAC contributions, such as money given to joint fundraising committees, state parties or non-House candidates.

* Transfers to the DCCC and NRCC displayed by the Center for Responsive Politics were cross-referenced against primary source documents on the website of the Federal Election Commission. In cases of discrepancies, which are denoted by an asterisk, Issue One used figures from FEC filings after consulting with the Center for Responsive Politics.

The combined financial aid to other House candidates and the party's House-focused arm was calculated by adding the campaign-to-party transfer amount to the additional leadership PAC giving amount. This analysis does not include the unknown amount of money for which a member of Congress is credited by the party for directly raising for the DCCC or NRCC.