

HOUSE WAYS & MEANS COMMITTEE

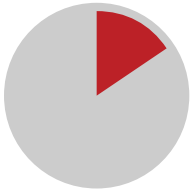
Chair



Rep. Kevin Brady
(R-TX)

Rep. Brady
also donated
\$942,000

to the NRCC and other House Republicans through his leadership PAC between January 2009 and December 2016



Where did the money come from?
~\$1 OF EVERY \$5

in Rep. Brady's campaign war chest came from finance, insurance and real estate sector donors



raised
\$9.7 MILLION

for his campaign committee from January 2009 to December 2016



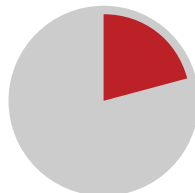
of that,
\$1.5 MILLION

was transferred from his campaign committee to the NRCC



That's
~\$1 OF EVERY \$6

raised between January 2009 and December 2016 that he directly transferred to NRCC



raised
\$7.7 MILLION

for his campaign committee from January 2009 to December 2016



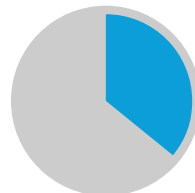
of that,
\$1.4 MILLION

was transferred from his campaign committee to the DCCC



That's
~\$1 OF EVERY \$6

raised between January 2009 and December 2016 that he directly transferred to DCCC



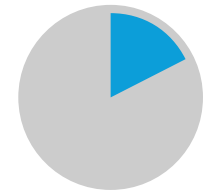
Ranking Member



Rep. Richard Neal
(D-MA)

Rep. Neal
also donated
\$331,000

to the DCCC and other House Democrats through his leadership PAC between January 2009 and December 2016



Where did the money come from?
~\$1 OF EVERY \$3

in Rep. Neal's campaign war chest came from finance, insurance and real estate sector donors

Appendix 1.2: House Ways and Means Committee

Rep. Kevin Brady (R-TX), the current chair of the House Ways and Means Committee					
Election cycle	2009-2010	2011-2012	2013-2014	2015-2016	Combined Total, 2009-2016
Position	Member: Ways & Means Cmte	Member: Ways & Means Cmte	Member: Ways & Means Cmte	Chair: Ways & Means Cmte	
Total raised for his campaign committee	\$1,028,855	\$1,385,894	\$2,525,942	\$4,808,899	\$9,749,590
Raised from finance, insurance and real estate sector interests	\$273,900	\$310,289	\$500,356	\$965,900	\$2,050,445
Percent raised from finance, insurance and real estate sector interests	26.6%	22.4%	19.8%	20.1%	21.0%
Transfers to NRCC from his campaign committee	\$209,250	\$413,000	\$816,170	\$96,900	\$1,535,320
Percent of campaign receipts transferred to NRCC	20.3%	29.8%	32.3%	2.0%	15.8%
Additional leadership PAC giving	\$0	\$0	\$330,700	\$611,304	\$942,004
Transfers to NRCC from leadership PAC	\$0	\$0	\$62,400	\$72,000	\$134,400
Contributions to other House GOP candidates from leadership PAC	\$0	\$0	\$268,300	\$539,304	\$807,604
Combined financial aid to NRCC and other House candidates	\$209,250	\$413,000	\$1,146,870	\$708,204	\$2,477,324

Rep. Richard Neal (D-MA), the current ranking Democratic member on the House Ways and Means Committee					
Election cycle	2009-2010	2011-2012	2013-2014	2015-2016	Combined Total, 2009-2016
Position	Member: Ways & Means Cmte	Member: Ways & Means Cmte	Member: Ways & Means Cmte	Member: Ways & Means Cmte	
Total raised for his campaign committee	\$2,273,405	\$1,793,587	\$1,809,130	\$1,791,836	\$7,667,958
Raised from finance, insurance and real estate sector interests	\$651,200	\$606,700	\$683,965	\$776,863	\$2,718,728
Percent raised from finance, insurance and real estate sector interests	28.6%	33.8%	37.8%	43.4%	35.5%
Transfers to DCCC from his campaign committee	\$500,000	\$300,000*	\$225,000	\$325,000	\$1,350,000
Percent of campaign receipts transferred to DCCC	22.0%	16.7%	12.4%	18.1%	17.6%
Additional leadership PAC giving	\$206,000	\$73,000	\$27,000	\$24,500	\$330,500
Transfers to DCCC from leadership PAC	\$0	\$0	\$0	\$0	\$0
Contributions to other House Dem candidates from leadership PAC	\$206,000	\$73,000	\$27,000	\$24,500	\$330,500
Combined financial aid to DCCC and other House candidates	\$706,000	\$373,000	\$252,000	\$349,500	\$1,680,500

Methodology:

Unless otherwise noted, all figures are from the Center for Responsive Politics. Issue One analyzed trends related to fundraising for the highest-ranking Democrat and Republican on each A committee, including money raised from top industry supporters and contributions made to other House candidates and the arms of the Democratic and Republican parties focused on aiding House candidates.

The specific sector shown above represents this member of Congress' top financial backer between January 2009 and December 2016, according to the Center for Responsive Politics. The percentage raised from each sector was calculated by dividing the sector-specific fundraising figure by the total fundraising figure. The percentage transferred to the DCCC or NRCC was calculated by dividing the amount transferred by the total fundraising figure.

The additional leadership PAC giving reflects the combined sum of a lawmaker's leadership PAC transfers to the party's House-focused arm, plus leadership PAC funds given directly to other

House candidates as identified by the Center for Responsive Politics. This does not include certain other leadership PAC contributions, such as money given to joint fundraising committees, state parties or non-House candidates.

* Transfers to the DCCC and NRCC displayed by the Center for Responsive Politics were cross-referenced against primary source documents on the website of the Federal Election Commission. In cases of discrepancies, which are denoted by an asterisk, Issue One used figures from FEC filings after consulting with the Center for Responsive Politics.

The combined financial aid to other House candidates and the party's House-focused arm was calculated by adding the campaign-to-party transfer amount to the additional leadership PAC giving amount. This analysis does not include the unknown amount of money for which a member of Congress is credited by the party for directly raising for the DCCC or NRCC.

Please cite as an Issue One analysis of data from the Center for Responsive Politics and the Federal Election Commission.